

XMT[®] 304 CC/CV

Issued August 2013 • Index No. DC/18.8

Multiprocess Welding Power Source 

Quick Specs

Heavy Industrial Applications

Construction
Shipbuilding
Railroad
Truck/Trailer Manufacturing
Fabrication
Repair Shops
Rental Fleets

Processes

MIG (GMAW)
Pulsed MIG (GMAW-P)
Stick (SMAW)
TIG (GTAW)
Flux-Cored (FCAW)
Air Carbon Arc Cutting
and Gouging (CAC-A)

Input Power Requires 3- or 1-Phase Power

Output Power 10–35 V, 5–400 A

Weight Net: 79.5 lb. (36.1 kg)

Ship: 88.6 lb. (40.2 kg)

Wind Tunnel Technology™ protects electrical components and PC boards from contamination.

Fan-On-Demand™ cooling system operates only when needed, reducing noise, energy use and the amount of contaminants pulled through machine.

Lift-Arc™ allows TIG starting without the use of high-frequency. Starts the arc without contaminating the weld with tungsten.

Line voltage compensation keeps welding output constant even if input power varies by +/-10 percent.

Adaptive Hot Start™ increases the output amperage at the start of a weld if necessary, eliminating electrode sticking.

Lightweight, aerospace-grade aluminum case offers protection with the benefit of reduced weight.



Inverter arc control technology provides greater puddle control for superior 6010 Stick electrode performance.

Large, dual digital meters are easy to view and are presettable to ease setting weld output.

Process selector switch reduces the number of control setup combinations without reducing any features.

Optional 115 VAC auxiliary power provides 10 amps of circuit-breaker-protected power for water circulators, etc.

Pulsed MIG capabilities with optional Optima control reduces spatter and distortion, allows better out-of-position puddle control, and provides potential reduction of fume particle emission.

Specifications (Subject to change without notice.)



Input Power	Rated Output at 60% Duty Cycle	Voltage Range in CV Mode	Amperage Range in CC Mode	Max. Open-Circuit Voltage	Amps Input at Rated Load Output, 60 Hz,						Dimensions	Weight	
					208 V	230 V	400 V	460 V	575 V	KVA			KW
Three-Phase	300 A at 32 VDC	10–35 V	5–400 A	90 VDC	33.7	30.5	17	18.9	15.2	12.2	11.6	H: 17 in. (432 mm) W: 12.5 in. (318 mm) D: 24 in. (610 mm)	79.5 lb. (36.1 kg)
Single-Phase	225 A at 29 VDC	10–35 V	5–400 A	90 VDC	52.4	47.4	—	24.5	—	11.3	7.6		

 Certified by Canadian Standards Association to both the Canadian and U.S. Standards.



Power source is warranted for 3 years, parts and labor.
Original main power rectified parts are warranted for 5 years.



Miller Electric Mfg. Co.
An ITW Company
1635 West Spencer Street
P.O. Box 1079
Appleton, WI 54912-1079 USA

Equipment Sales US and Canada
Phone: 866-931-9730
FAX: 800-637-2315
International Phone: 920-735-4554
International FAX: 920-735-4125

MillerWelds.com
  



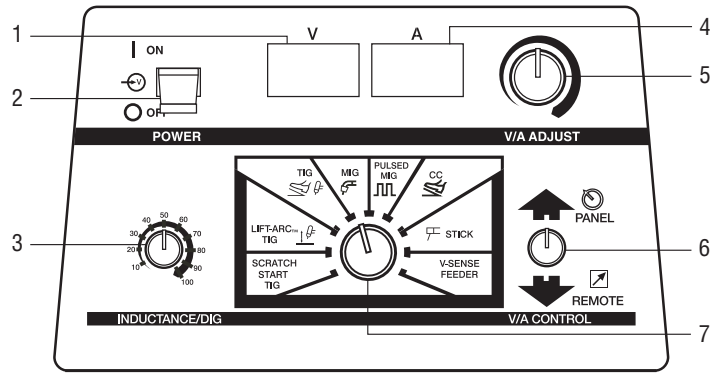
Control Panel

Additional Features

Auto-Link® circuit automatically links the power source to primary voltage being applied (230/460 or 460/575 VAC, single- or three-phase).

Ultra-tough, polycarbonate-blended cover for control panel protects front controls from damage.

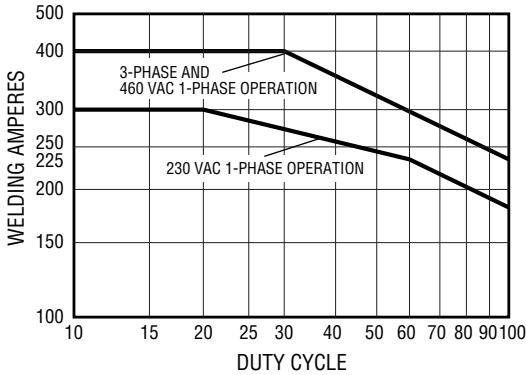
Dinse-style weld disconnects provide high-quality weld cable connections.



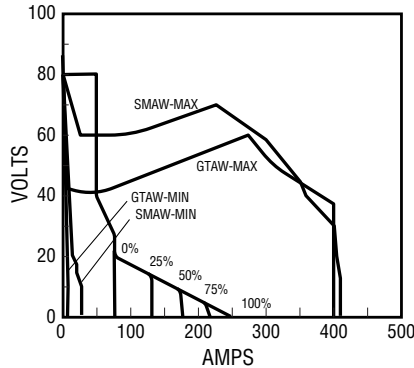
- 1. Voltmeter
- 2. Power On/Off Switch
- 3. Inductance/Dig Control
- 4. Ammeter
- 5. Voltage/Amperage Adjustment Control
- 6. Voltage/Amperage Control Switch
- 7. Process Selector Switch (Rotary Switch)

Performance Data

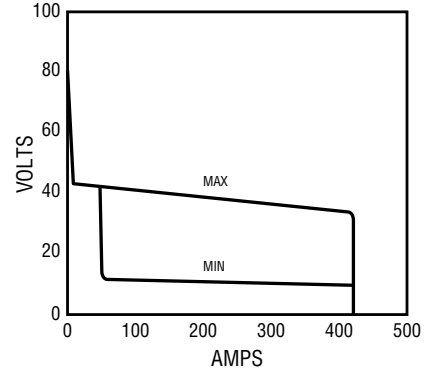
DUTY CYCLE CHART



CC VOLT/AMP CURVE



CV VOLT/AMP CURVE



XMT® MIGRunner Components

XMT® 304 MIGRunner™ #951 343

Comes Complete With:

- XMT 304 CC/CV power source
- 22A wire feeder
- Bernard® Q400 MIG Gun
- Consumables
- .035/.045-inch drive roll kit
- Regulator/flow gauge with gas hose
- MIGRunner Cart with cylinder rack
- Bottom tray will hold optional Coolmate 3 (sold separately)



Genuine Miller® Accessories

Process Selector Control #042 872

Designed for use with dual wire feeders, applications where electrical isolation and/or polarity reversing of weld current is required, and for welding process changes. Includes 115 VAC/2-amp receptacle, two 14-pin receptacles and a 10-foot (3 m) 14-pin cord.



RFCS-14 Foot Control #043 554

Heavy-duty foot current and contactor control. Includes 20-foot (6 m) cord and 14-pin plug.

RHC-14 Hand Control #242 211 020

Miniature hand control for remote current and contactor control. Dimensions: 4 x 4 x 3.25 inches (102 x 102 x 82 mm).

Includes 20-foot (6 m) cord and 14-pin plug.




RMLS-14 #129 337

Momentary- and maintained-contact rocker switch for contactor control. Push forward for maintained contact and back for momentary contact. Includes 20-foot (6 m) cord and 14-pin plug.



RCC-14 Remote Contactor and Current Control #151 086

Rotary-motion fingertip control fastens to TIG torch using two Velcro® straps. Includes 28-foot (8.5 m) cord and 14-pin plug.



RCCS-14 Remote Contactor and Current Control #043 688

Up-and-down rotary-motion fingertip control. Great for applications that require a finer amperage control. Includes 28-foot (8.5 m) cord and 14-pin plug.

Extension Cords for Remote Controls and 24 VAC Wire Feeders

#242 208 025 25 ft. (7.6 m)

#242 208 050 50 ft. (15 m)

#242 208 080 80 ft. (24.3 m)

14-pin plug to 14-pin socket.

Note: Not for use with Optima or 60M Series.



Optima™ #043 389

A microprocessor-based, multipurpose pulse control for both synergic MIG (wire welding or GMAW) or manual MIG pulsing. Use this control with the XMT 304 CC/CV power sources and any Miller wire feeder,

including automatic feeders and spool guns. Includes a 25-foot (7.6 m) cord with 14-pin plug.

Extension Cords for Optima

#242 205 025 25 ft. (7.6 m)

#242 205 050 50 ft. (15 m)

#242 205 080 80 ft. (24.3 m)



MIGRunner™ Cart #195 445

Small footprint and easily maneuverable, with cylinder rack low enough that you do not have to lift bottles.

Wire Feeders/Guns



SuitCase® X-TREME™ 8VS #951 181

SuitCase® X-TREME™ 12VS #951 543

Lightweight, voltage-sensing wire feeder for a variety of wires up to .062 inch. Holds up to an 8-inch (8VS) or 12-inch (12VS) spool of wire. Operates on open-circuit voltage eliminating the need for a control/power cord. Includes secondary contactor, gas valve and drive roll kit. See Lit. Index No. M/6.41 and M/6.42.



SuitCase® 8RC #951 186

SuitCase® 12RC #951 188

Lightweight, modular design and flexible enough to run a variety of wires up to 5/64-inch diameter. Holds up to an 8-inch (8RC) or 12-inch (12RC) spool of wire. Operates using 14-pin control receptacle. Includes remote voltage control and drive roll kit. See Lit. Index No. M/6.5.



70 Series

S-74S #951 196

S-74D #951 198

S-74DX #951 200

Heavy-duty, industrial, constant-speed 24 VAC semiautomatic wire feeders with available digital meters. Ideal for high-duty-cycle MIG (GMAW) and Flux-Cored (FCAW) welding. Accommodates a wide variety of wire sizes and types. Includes Bernard® Q™-Gun! See Lit. Index No. M/3.0.



Spoolmatic® 30A #130 831

One-pound, air-cooled spool gun that extends the weld process

range by adding a handy portable system for small wire MIG. Rated at 200 amps at 100 percent duty cycle. Includes 30-foot (9.1 m) cable assembly. WC-24 Control (#137 549) required with 14-pin receptacles.



WC-24 Weld Control #137 549

Designed for use with Miller CV power sources supplying 24 VAC and 14-pin receptacles. For use with Spoolmatic 30A spool gun.

Coolant Systems

For more information, see the Miller Coolant Systems literature sheet, Index No. AY/7.2.



Coolmate™ 3

#043 007 115 VAC

#043 008 230 VAC

For use with water-cooled torches rated up to 500 amps. Unique paddle-wheel indicator, external filter and easy-fill spout.



Coolmate™ 4

#042 288 115 VAC

For use with water-cooled torches rated up to 600 amps. Tough molded polyethylene case with carrying handle.



Low-Conductivity

TIG Coolant #043 810

Sold in multiples of four one-gallon recyclable plastic bottles. Miller coolants contain a base of ethylene glycol and deionized water to protect against freezing to -37° Fahrenheit (-38° C) or boiling to 227° Fahrenheit (108° C).

Genuine Miller® Accessories (Continued)

Note: XMT 304 power sources are equipped with Dinse-style connectors for secondary connections.



Dinse/Tweco® Adapter

#042 465

Dinse/Cam-Lok Adapter

#042 466

One-piece adapter with Dinse-style male plug (to power source) on one end and female receptacle (Tweco or Cam-Lok for weld cable connection) on other end.

Dinse-Style Connectors

#042 418

Accepts #4 to #1/0 AWG size cable.

#042 533

Accepts #1/0 to #2/0 AWG size cable.

Kit includes one Dinse-style male plug which attaches to the work and/or weld cables and plugs into the Dinse-style receptacles on the power source.

Extension Kits for Dinse-Style Cable Connectors

#042 419

Accepts #4 to #1/0 AWG size cable.

#042 534

Accepts #1/0 to #2/0 AWG size cable.

Used to adapt or extend weld and/or work cables. Kit includes one male Dinse-style plug and one in-line female Dinse-style receptacle.

Ordering Information

Power Source and Options	Stock No.	Description	Qty.	Price
XMT® 304 CC/CV	#903 471	208-230/460 VAC with Auto-Link®		
	#903 471-01-1	208-230/460 VAC with Auto-Link® and Auxiliary Power		
	#903 472	400 VAC, 50/60 Hz with Auxiliary Power and CE		
XMT® 304 MIGRunner™ Package	#951 343	208-230/460 VAC with Auto-Link®		
Accessories				
Process Selector Control	#042 872			
RFCS-14	#043 554	Foot control		
RHC-14	#242 211 020	Hand control		
RMLS-14	#129 337	Rocker switch		
RCC-14	#151 086	Fingertip control		
RCCS-14	#043 688	Fingertip control		
Extension Cords (For 24 VAC wire feeders and remote controls)		See page 3. Not to be used with Optima or 60M		
Optima™ MIG Pulse Control	#043 389			
Optima™ Extension Cords		See page 3		
Running Gear				
MIGRunner™ Cart	#195 445			
Wire Feeders/Guns				
SuitCase® X-TREME™ 8VS	#951 181	See Lit. Index No. M/6.41		
SuitCase® X-TREME™ 12VS	#951 543	See Lit. Index No. M/6.42		
SuitCase® 8RC	#951 186	See Lit. Index No. M/6.5		
SuitCase® 12RC	#951 188	See Lit. Index No. M/6.5		
70 Series		See page 3		
Spoolmatic® 30A Spool Gun	#130 831	Requires WC-24 for use with 14-pin receptacles		
WC-24	#137 549	For use with Spoolmatic 30A and power sources with 14-pin		
WC-115A	#137 546-01-1	For use with Spoolmatic 30A and power sources without 14-pin		
Bernard® Q™-Series MIG Guns		See Welding Components and Parts Guide		
Coolant Systems				
		See page 3. See Lit. Index No. AY/7.2		
Cable Connectors and Adapters				
		See above		

Date:

Total Quoted Price:

Distributed by:

